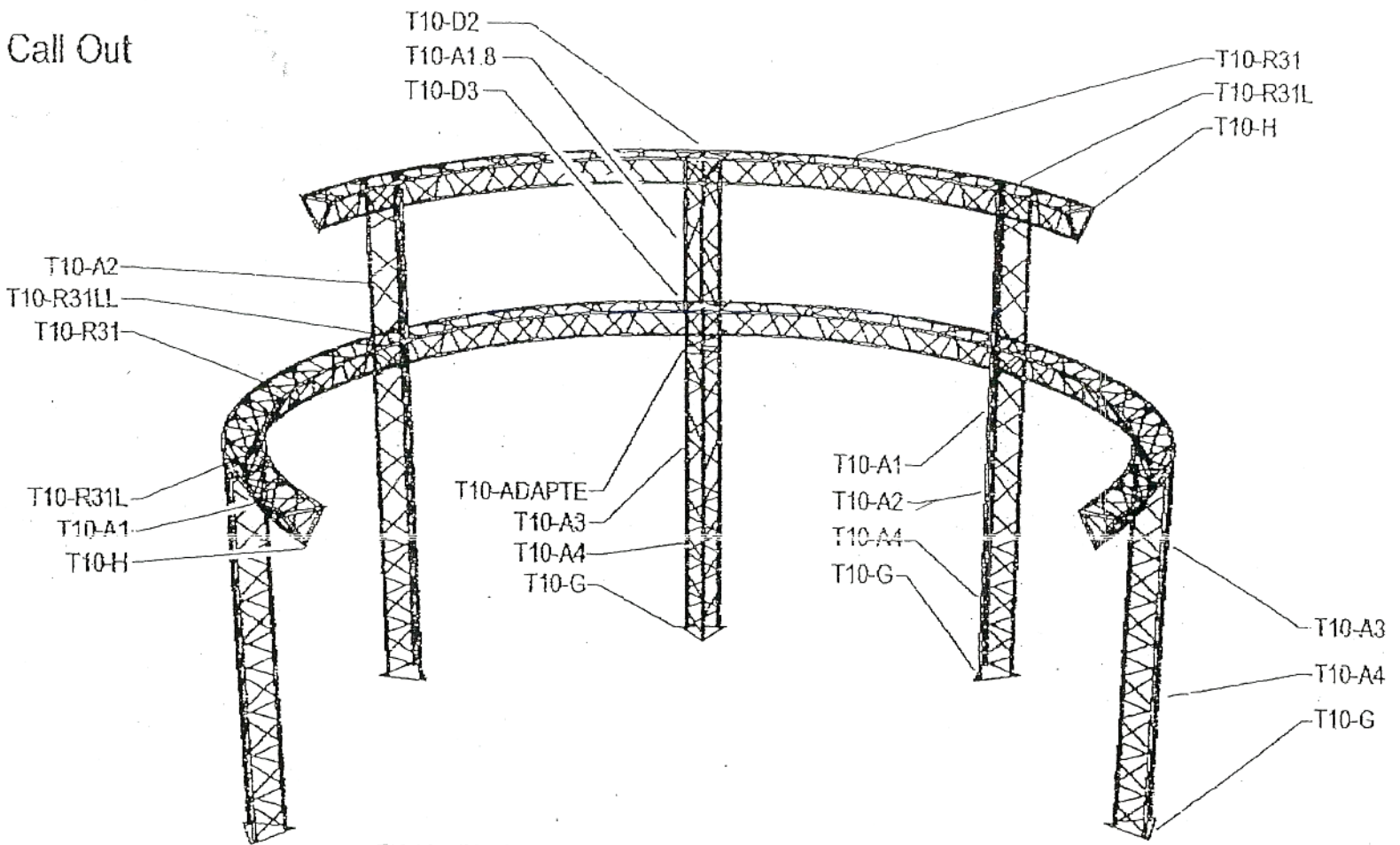


Truss Call Out



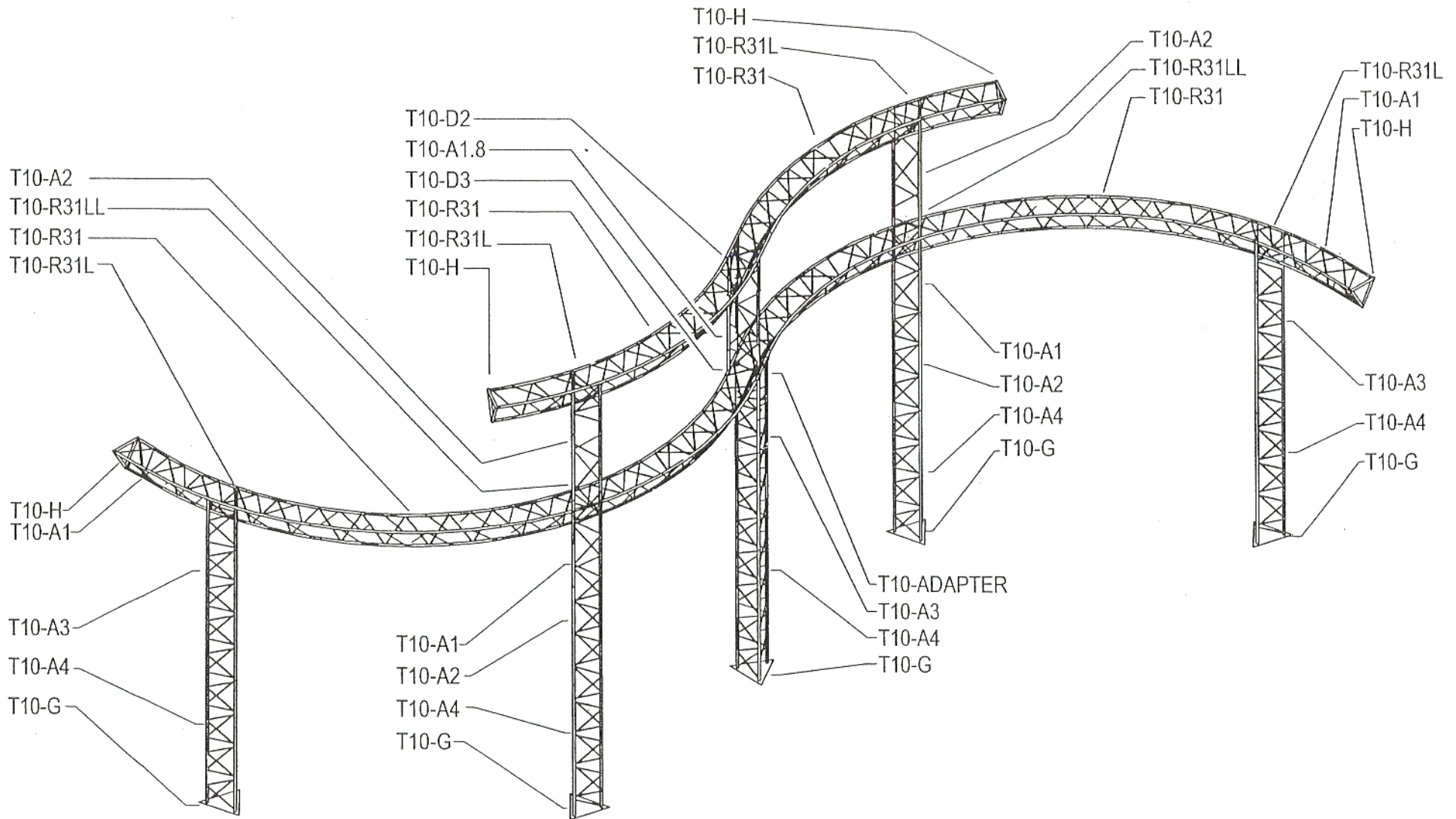
- T10-A1 = 1" Straight truss
- T10-A1.8 = 1" 8" Straight truss
- T10-A2 = 2" Straight truss
- T10-A3 = 3" Straight truss
- T10-A4 = 4" Straight truss
- T10-G = Base plate
- T10-H = End plate
- T10-D2 = "T" truss with leg down
- T10-D3 = "T" truss with leg up
- T10-R31 = Curved truss
- T10-R31L = Curved truss with leg down
- T10-R31LL = Curved truss with leg up/down
- T10-ADAPT = Truss adapter

All unabled vertical and horizontal spans similar to opposite side

	CLIENT:	BOOTH SIZE:	JOB NUMBER:	SALES CONSULTANT:	PROJECT MANAGER:	DRAWN BY:	PAGE NUMBER:	THIS DRAWING IS THE PROPERTY OF THE TRADE GROUP, INC. UNAUTHORIZED REPRODUCTION OF THIS DRAWING IS PROHIBITED.
	DRAWING LOCATION:						CUSTOMER APPROVAL:	
O:\CED\2002\preliminary project							04 22, 2003 - 11:29AM	

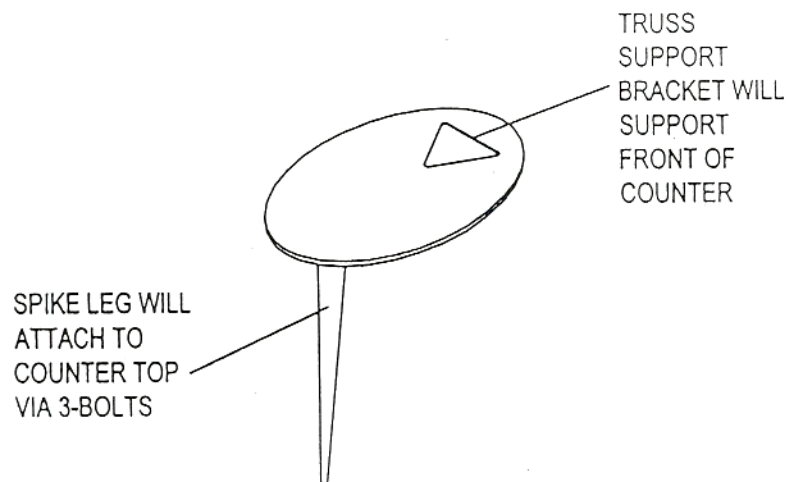
John Zink

Truss Call Out




CLIENT: John Zink	BOOTH SIZE: 20' x 27'	JOB NUMBER:	SALES CONSULTANT: John Lutton	PROJECT MANAGER:	DRAWN BY: Allen Sheehan	PAGE NUMBER: 2 OF 5	THIS DESIGN IS SOLE PROPERTY OF THE TRADE GROUP. ANY UNAUTHORIZED USE OR DUPLICATION OF THIS DRAWING IS PROHIBITED. © 2000
DRAWING LOCATION:					CUSTOMER APPROVAL:	DATE:	

Table Detail




It is best to slip truss leg through table cut out before truss is completely assembled



Custom Exhibits Corp
1830 North Indianwood Ave
Broken Arrow, OK 74012
(918) 250-2121 Fax: 250-1811 (800) 664-0309
www.CustomExhibits.com

John Zink Truss

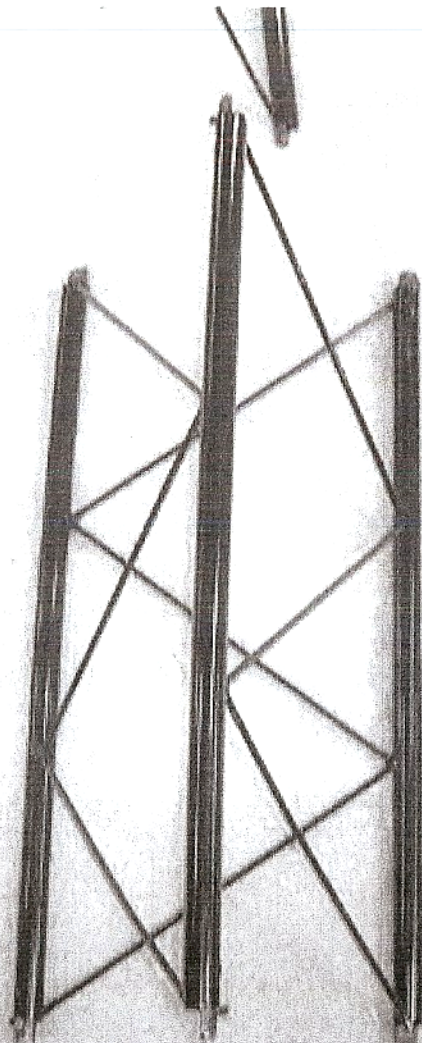


T10-D3



Custom Exhibits Corp
1830 North Indianwood Ave
Broken Arrow, OK 74012
(918) 250-2121 Fax: 250-1811 (800) 664-0309
www.CustomExhibits.com

John Zink Truss




T10-152

T10-A1.8




Custom Exhibits Corp
1830 North Indianwood Ave
Broken Arrow, OK 74012
(918) 250-2121 Fax: 250-1811 (800) 664-0309
www.CustomExhibits.com

John Zink Truss




Custom Exhibits Corp
1830 North Indianwood Ave
Broken Arrow, OK 74012
(918) 250-2121 Fax: 250-1811 (800) 664-0309
www.CustomExhibits.com

John Zink Truss



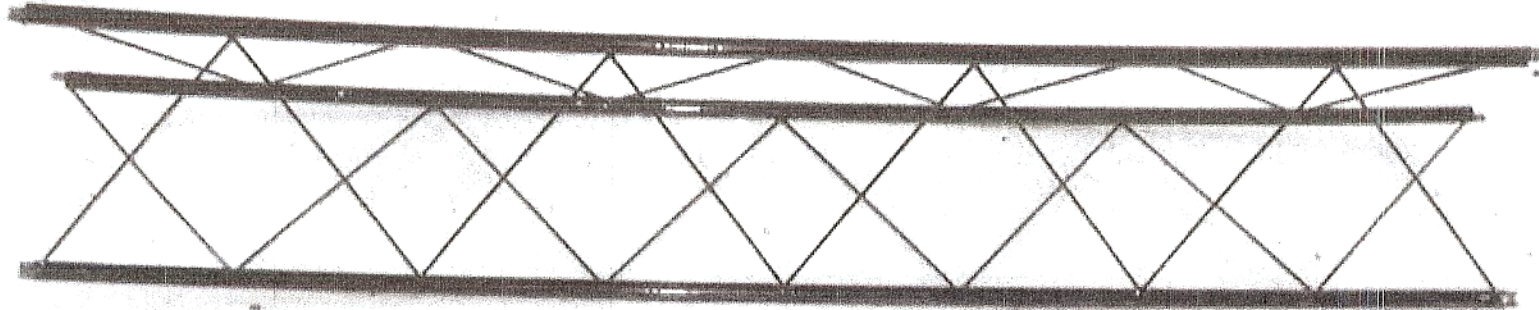
Custom Exhibits Corp
1830 North Indianwood Ave
Broken Arrow, OK 74012
(918) 250-2121 Fax: 250-1811 (800) 664-0309
www.CustomExhibits.com

John Zink Truss



Custom Exhibits Corp
1830 North Indianwood Ave
Broken Arrow, OK 74012
(918) 250-2121 Fax: 250-1811 (800) 664-0309
www.CustomExhibits.com

John Zink Truss




T10-R31




Custom Exhibits Corp
1830 North Indianwood Ave
Broken Arrow, OK 74012
(918) 250-2121 Fax: 250-1811 (800) 664-0309
www.CustomExhibits.com

John Zink Truss



T10-H



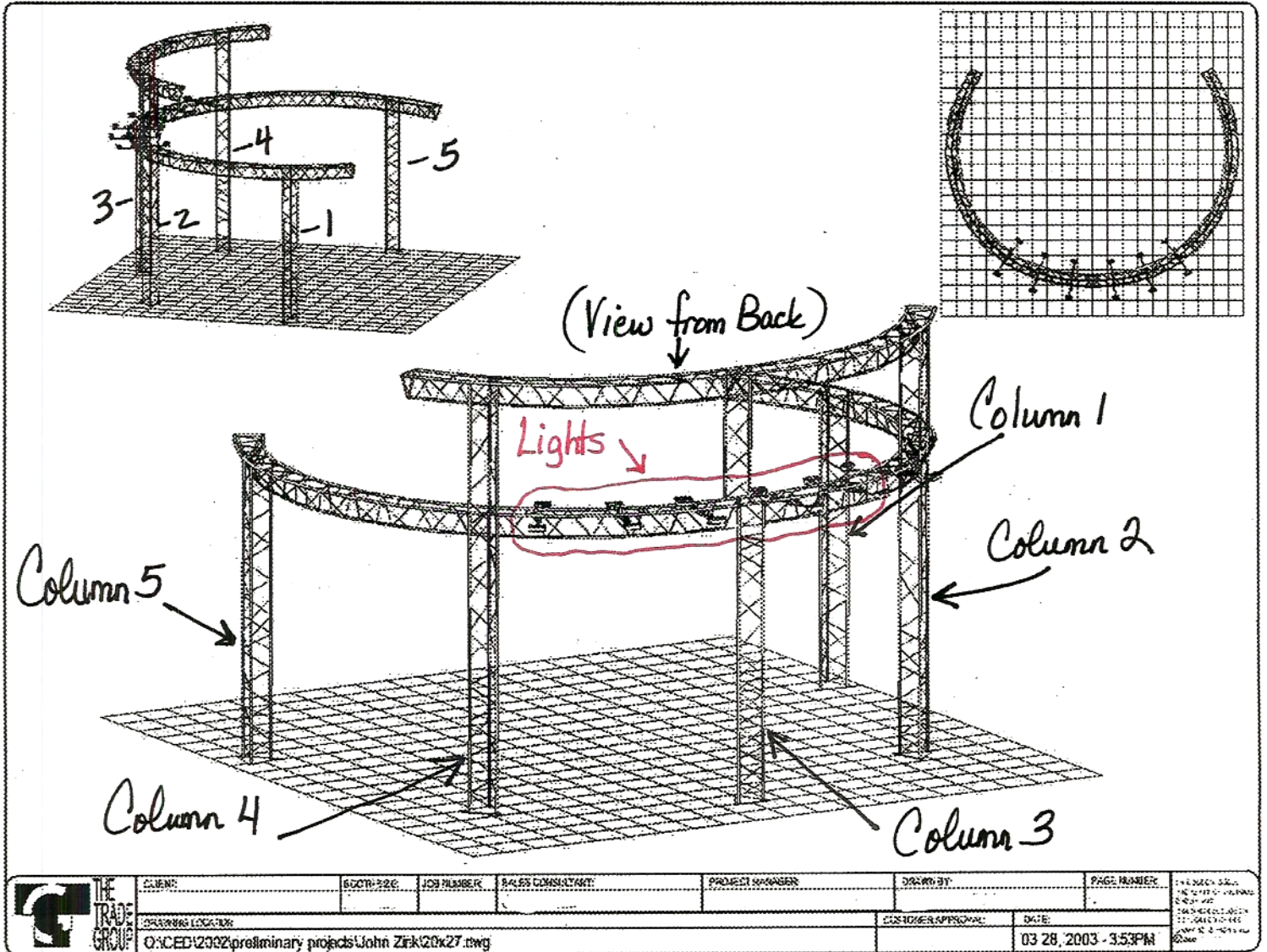
T10-A1




Custom Exhibits Corp
1830 North Indianwood Ave
Broken Arrow, OK 74012
(918) 250-2121 Fax: 250-1811 (800) 664-0309
www.CustomExhibits.com

John Zink Truss

Main electrical drops come up from floor.
 Feed up through Columns 2 and 4, to give
 power to scanner, Lap Top, TV and Lights.





Custom Exhibits Corp
1830 North Indianwood Ave
Broken Arrow, OK 74012
(918) 250-2121 Fax: 250-1811 (800) 664-0309
www.CustomExhibits.com

John Zink Truss