





MAXIMUM SIZE

MINIMUM SIZE

**FOR REFERENCE ONLY
PLEASE USE FULL SIZE
TEMPLATES ON PAGE 2
TO SET UP ARTWORK**

TEMPLATE KEY

-  = BLEED AREA
-  = FINISHED SIZE
-  = SAFE AREA
-  = STITCH LINE

BLEED AREA

31.5"W x 86.125"H
(.375" top / 7" bottom)

Area of art that is used for finishing product. Background color/image should extend into this area.

FINISHED SIZE

31.5"W x 78.75-43.25"H

Area of art that is visible after finishing product. Background color/image should extend into the bleed area.

STITCH LINE

N/A

SAFE AREA

29.5"W x 76.75-41.25"H

Recommended area to place artwork. Artwork within this area will be safe from variance in cut of finished edge /stitch line.

Using PMS colors in your art is recommended but an exact match cannot be guaranteed.

Digital products are printed CMYK (4 color) process from your file.

- All images must be embedded
- All fonts must be outlined.

ACCEPTABLE FILE FORMATS:



Vector lines



Vector image

- Adobe Illustrator (.ai, .pdf, .eps)
- All Fonts Outlined
- Images Embedded



Raster image

- Adobe Photoshop (.psd, .tif, .jpg)
- 200 DPI at 100% Scale

Updated: 10.29.12

TEMPLATE KEY

-  = BLEED AREA
-  = FINISHED SIZE
-  = SAFE AREA
-  = STITCH LINE

BLEED AREA
31.5"W x 86.125"H
(37.5" top / 7" bottom)
Area of art that is used for finishing product. Background color/image should extend into this area.

FINISHED SIZE
31.5"W x 78.75-43.25"H
Area of art that is used for finishing product. Background color/image should extend into this area.

STITCH LINE
N/A

SAFE AREA
29.5"W x 76.75-41.25"H
Recommended area for good artwork. Artwork within this area will be safe from background image or finished edge color bleed.

Using PMS colors in your art is recommended but an exact match cannot be guaranteed.
Digital products are printed CMYK (4 color) process from your file.

- All images must be embedded
- All fonts must be outlined.

