

# EZ Tube® CONNECT 10FT Kit A (2'X5'X2')

PRODUCT CATEGORY: EZ FABRIC DISPLAYS

PRODUCT CODE: EZCNCT-10KIT-A-2X5X2



On frame



On graphic



Single foot connection



Double foot connection

Foot Dims  
3 1/8" x 18 3/4"

## PRODUCT DESCRIPTION

Modular has officially met tube frames! EZ Tube® Connect modular tube display system lets you configure multiple shapes, sizes and frames. EZ Tube® Connect lets you choose from straight, round or slant top shapes, 90" or 96" frame heights, and 2ft, 3ft, 4ft, 5ft, 8ft and 10ft frame widths. Each EZ Tube® Connect frame easily connects, using aluminum tubing with push button snaps to lock and to attach to feet. Feet have two mounting points to connect frames side-by-side. Customize single- or double-sided stretch fabric graphics that pulls over frames and zips closed underneath. Medium Hard Case included. (Medium Hardcase Graphic optional)

DISPLAY DIMENSIONS	120"W x 90"H x 18.75"D
GRAPHIC SIZE 2FT	25"W x 89.5"H
GRAPHIC SIZE 5FT	60.75" W x 89.5"H
GRAPHIC SIZE MHC	62.375"W x 32.25"H

## GRAPHIC MATERIAL

Stretch Fabric

## GRAPHIC FINISHING

Sewn on left, right and top with zipper on the bottom

## DISPLAY CONSTRUCTION

34mm Aluminum Tubing

## SHIPPING WEIGHTS & DIMENSIONS

Shipping Weight	60 lbs (frames and graphics)
Shipping Dimensions	22"W x 39"H x 17"D

## LARGE QUANTITY FREIGHT

Freight Shipping	8 boxes per 48"L x 40"W x 43"H skid
Freight Weight	480 lbs (frames & graphics)

## GRAPHIC TURN AROUND TIME

2 business days after proof approval (up to 2 kits)

AVAILABILITY	Pacific Fulfillment Center
--------------	----------------------------



Connecting Clip



Includes qty 1 Medium Hard Case  
Case Inside Dimensions:  
20.5"W x 32.5"H x 12"D

# EZ Tube® CONNECT 10FT Kit A (2'X5'X2')


PRODUCT CATEGORY: EZ FABRIC DISPLAYS

PRODUCT CODE: EZCNCT-10KIT-A-2X5X2

## PARTS LIST




Top cross bar-2ft slope  
(qty 2)




Bottom cross bar-2ft  
(qty 2)




Top cross bar-5ft slope  
(qty 1)



Bottom cross bar-5ft  
(qty 1)



3 section 64" pole  
(qty 6)



Bottom Cross Bar L  
shape connector  
(qty 6)



Single Foot (34mm)  
(qty 2)



Double Foot (34mm)  
(qty 2)



MHC  
(qty 1)



Soft Bag 2ft  
(qty 2)



Soft Bag 5ft  
(qty 1)




Connecting Clip  
(qty 4)

# EZ TUBE CONNECT 2FT, 3FT, 4FT, & 5FT

PRODUCT CATEGORY: EZ FABRIC DISPLAYS

INSTRUCTIONS FOR 90" AND 96" FRAME HEIGHTS

## SETUP INSTRUCTIONS




Optional top shapes for frame:



Use double foot and two connecting clips to connect frames side by side.

Tube Connection



Press button & insert swaged end into receiving end of tubing

