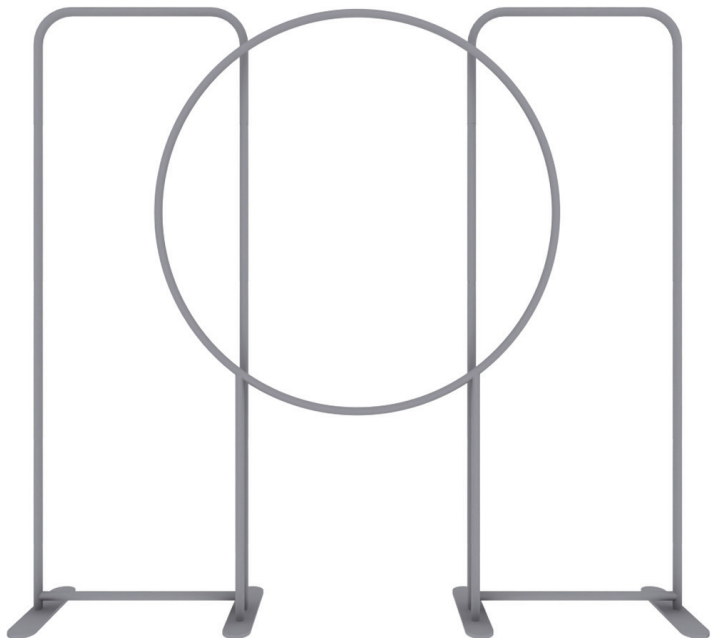


# EZ Tube® CONNECT 10FT KIT J (3'X5'X3')

PRODUCT CATEGORY: EZ FABRIC DISPLAYS  
PRODUCT CODE: EZNCT-10KIT-J-3X5X3



On frame On graphic



Single foot connection



Double foot connection

Foot Dims  
3 1/8" x 18 3/4"

## PRODUCT DESCRIPTION

Modular has officially met tube frames! EZ Tube® Connect modular tube display system lets you configure multiple shapes, sizes and frames. EZ Tube® Connect lets you choose from straight, round or slant top shapes, 90" or 96" frame heights, and 2ft, 3ft, 4ft, 5ft, 8ft and 10ft frame widths. Each EZ Tube® Connect frame easily connects, using aluminum tubing with push button snaps to lock and to attach to feet. Feet have two mounting points to connect frames side-by-side. Customize single- or double-sided stretch fabric graphics that pulls over frames and zips closed underneath. Medium Hard Case included. (Medium Hardcase Graphic optional)

DISPLAY DIMENSIONS	120"W x 90"H x 18.75"D
GRAPHIC SIZE 3FT	37"W x 89.5"H
GRAPHIC SIZE CIRCLE	61" W x 61" H
GRAPHIC SIZE MHC	62.375"W x 32.25"H

## GRAPHIC MATERIAL

Stretch Fabric

## GRAPHIC FINISHING

Sewn on left, right and top with zipper on the bottom

## DISPLAY CONSTRUCTION

34mm Aluminum Tubing

## SHIPPING WEIGHTS & DIMENSIONS

Shipping Weight	73 lbs (frames, graphics, & MHC)
Shipping Dimensions	22"W x 39"H x 17"D

## LARGE QUANTITY FREIGHT

Freight Shipping	8 boxes per 48"L x 40"W x 43"H skid
Freight Weight	584 lbs (frames, graphics, & MHC)

## GRAPHIC TURN AROUND TIME

2 business days after proof approval (up to 2 kits)

AVAILABILITY	Pacific Fulfillment Center
--------------	----------------------------




Includes qty 1 Medium Hard Case  
Case Inside Dimensions:  
20.5"W x 32.5"H x 12"D

# EZ Tube® CONNECT 10FT KIT J (3'X5'X3')


PRODUCT CATEGORY: EZ FABRIC DISPLAYS

PRODUCT CODE: EZCNCT-10KIT-J-3X5X3

## PARTS LIST



Top cross bar-3ft straight  
(qty 2)



Bottom cross bar-3ft  
(qty 2)



3 section 64" pole  
(qty 4)



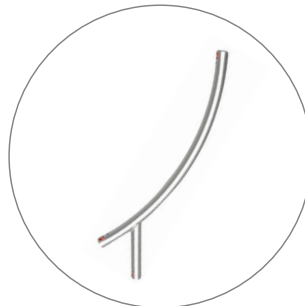
Bottom Cross Bar L shape  
connector  
(qty 4)



Male - Male Curved Tube  
(qty 2)



Male - Female Curved Tube  
(qty 2)



Bottom Tubes for Legs  
(qty 2)



Leg Tube  
(qty 2)



Single Foot (34mm)  
(qty 2)




Double Foot (34mm)  
(qty 2)



Soft Bag 3ft  
(qty 2)



Soft Bag 5ft  
(qty 1)



2ft Extension Tube  
(qty 2)




MHC  
(qty 1)

# EZ TUBE CONNECT 2FT, 3FT, 4FT, & 5FT

PRODUCT CATEGORY: EZ FABRIC DISPLAYS

INSTRUCTIONS FOR 90" AND 96" FRAME HEIGHTS

## SETUP INSTRUCTIONS




Optional top shapes for frame:



Use double foot and two connecting clips to connect frames side by side.

Tube Connection



Press button & insert swaged end into receiving end of tubing

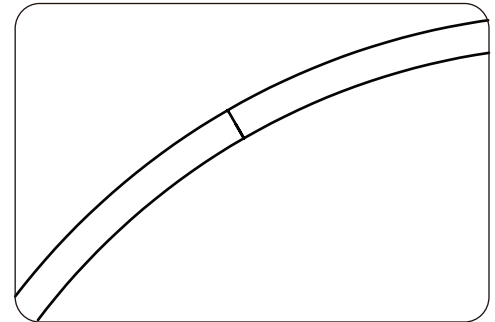
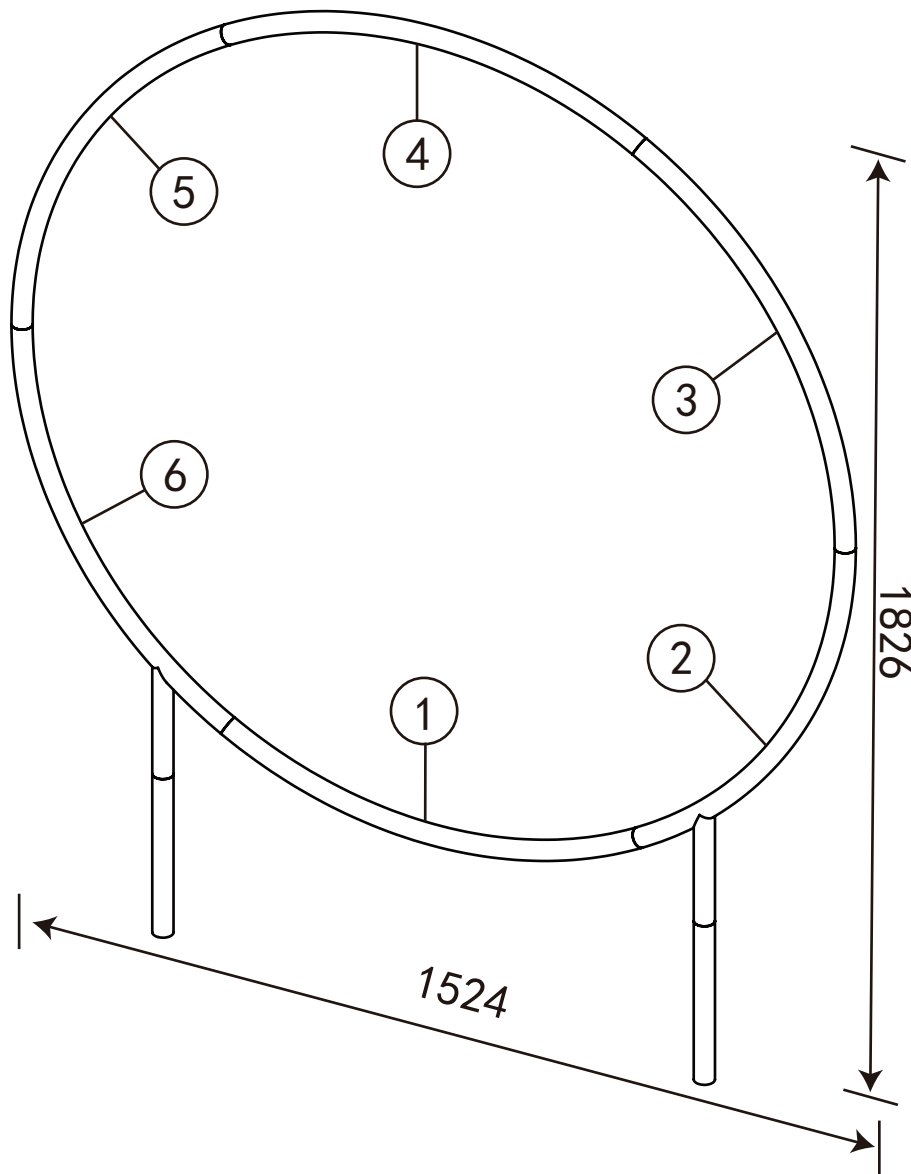


# EZ Tube® CONNECT CIRCLE 5FT

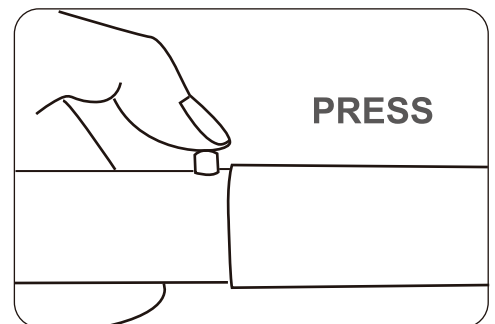
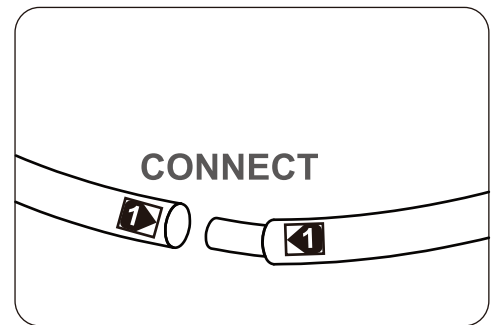
PRODUCT CATEGORY: EZ FABRIC DISPLAYS

PRODUCT CODE: EZCNCT-CIR5

## INSTRUCTIONS



3/4-diameter tube, round stand,  
insert connection



If can't snap when dismantle the frame, Pls push the  
tube forwardly, then push again.

