




## TEMPLATE KEY

-  = BLEED AREA
-  = FINISHED SIZE
-  = SAFE AREA

### BLEED AREA

N/A

(No bleed required)

Area of art that is used for finishing product. Background color/image should extend into this area.

### FINISHED SIZE

90.876"W x 26.75"H

Area of art that is still visible after finishing product. Background color/image should extend into bleed area.

### SAFE AREA

88.876"W x 24.75"H

Area of art that is safe to have all important info. Keep all logos, images, and text within this area.

Using PMS colors in your artwork is recommended but an exact match can not be guaranteed.

Dye-Sub products are printed CMYK (4 color) process from your file.

All images must be embedded and all fonts must be outlined.

## ACCEPTABLE FILE FORMATS:



Vector lines



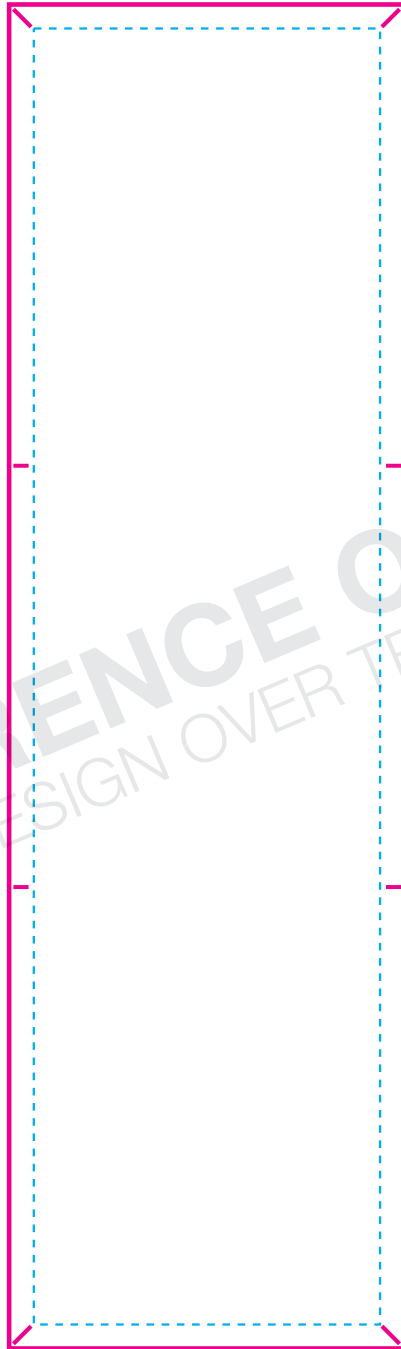
Vector image

- Adobe Illustrator (.ai, .pdf, .eps)
- All Fonts Outlined
- Images Embedded






Raster image

- Adobe Photoshop (.psd, .tif, .jpg)
- 200 DPI at 100% Scale



## TEMPLATE KEY

-  = BLEED AREA
-  = FINISHED SIZE
-  = SAFE AREA

### BLEED AREA

N/A

(No bleed required)

Area of art that is used for finishing product. Background color/image should extend into this area.

### FINISHED SIZE

26.75"W x 90.876"H

Area of art that is still visible after finishing product. Background color/image should extend into bleed area.

### SAFE AREA

24.75"W x 88.876"H

Area of art that is safe to have all important info. Keep all logos, images, and text within this area.

Using PMS colors in your artwork is recommended but an exact match can not be guaranteed.

Dye-Sub products are printed CMYK (4 color) process from your file.

All images must be embedded and all fonts must be outlined.

## ACCEPTABLE FILE FORMATS:



Vector lines



Vector image

- Adobe Illustrator (.ai, .pdf, .eps)
- All Fonts Outlined
- Images Embedded



Raster image

- Adobe Photoshop (.psd, .tif, .jpg)
- 200 DPI at 100% Scale

Updated: 11.08.10

